

Vital Stats

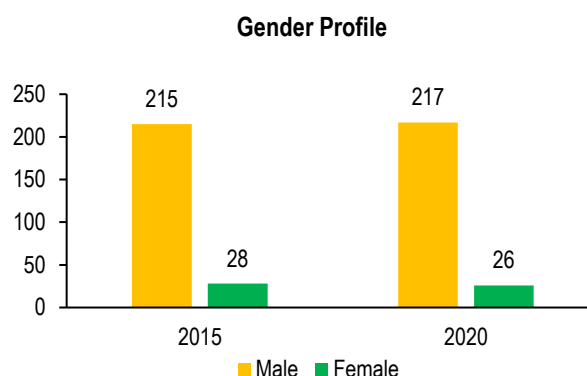
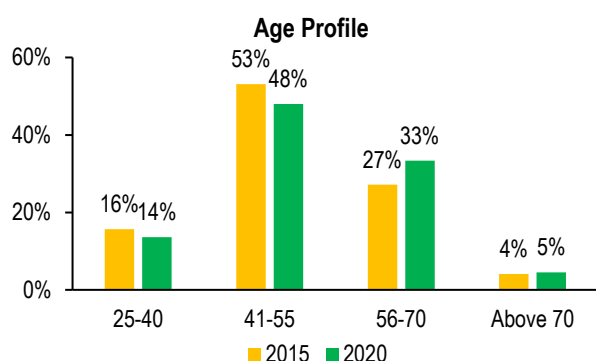
Profile of the 17th Bihar Legislative Assembly

The results of the elections to the 17th Bihar Legislative Assembly were declared today. There are 243 assembly seats in the state. In this context, we analyse data on the profile of the incoming Members of Legislative Assembly (MLAs) and compare it with the previous Assembly.

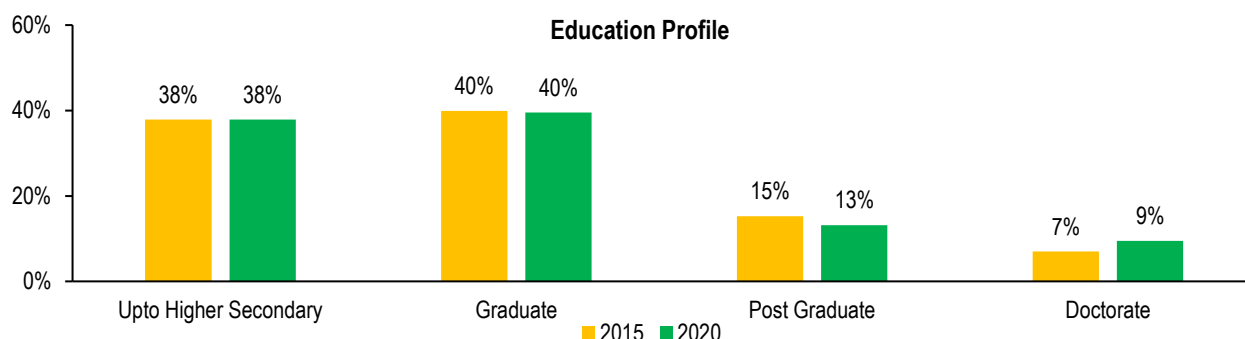
NDA has the majority with 125 seats; RJD is again the single largest party with 75 seats

Political Party	2020	2015	Political Party	2020	2015
Rashtriya Janata Dal	75	80	Vikassheel Insaan Party	4	0
Bharatiya Janata Party	74	53	Communist Party of India	2	0
Janata Dal (United)	43	71	Communist Party of India (Marxist)	2	0
Indian National Congress	19	27	Independent	1	4
Communist Party of India (Marxist-Leninist) (Liberation)	12	3	Lok Jan Shakti Party	1	2
All India Majlis-E-Ittehadul Muslimeen	5	0	Bahujan Samaj Party	1	0
Hindustani Awam Morcha (Secular)	4	1	Rashtriya Lok Samata Party	0	2

Number of young MLAs reduces; women’s representation remains similar



62% of the MLAs have at least a bachelors degree



Sources: Election Commission of India (results.eci.gov.in); Bihar Assembly Website (vidhansabha.bih.nic.in/Knowyourmla.html); Candidate Affidavits uploaded on ECI; PRS.

DISCLAIMER: This document is being furnished to you for your information. You may choose to reproduce or redistribute this report for non-commercial purposes in part or in full to any other person with due acknowledgement of PRS Legislative Research (“PRS”). The opinions expressed herein are entirely those of the author(s). PRS makes every effort to use reliable and comprehensive information, but PRS does not represent that the contents of the report are accurate or complete. PRS is an independent, not-for-profit group. This document has been prepared without regard to the objectives or opinions of those who may receive it.