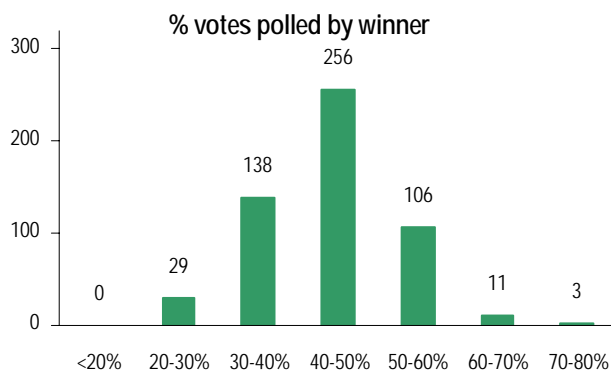


Vital Stats

Election 2009: A closer look at the results

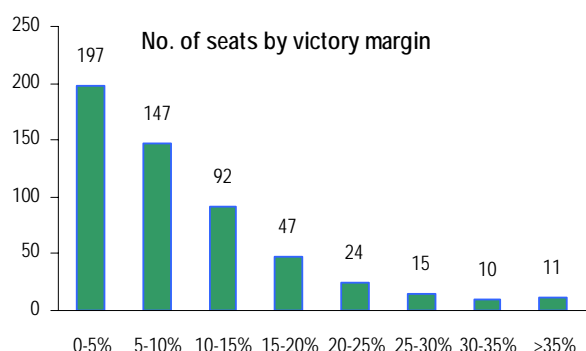
The Election Commission has published detailed data on votes polled by all candidates in the 2009 Lok Sabha elections. We discuss some interesting facts that emerge from this data.

70% of the winners got at least 40% of the vote share



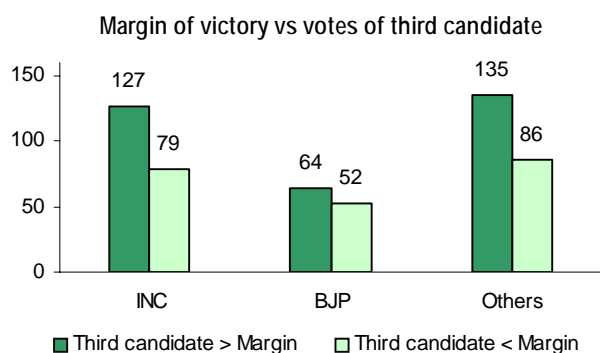
- 3 candidates won with over 70% of the vote share – Sushma Swaraj, followed by Sonia Gandhi and Rahul Gandhi.
- 256 candidates polled between 40-50% of votes in their constituencies.
- 29 candidates won with less than 30% of the total vote share.

But most of them won with slim margins



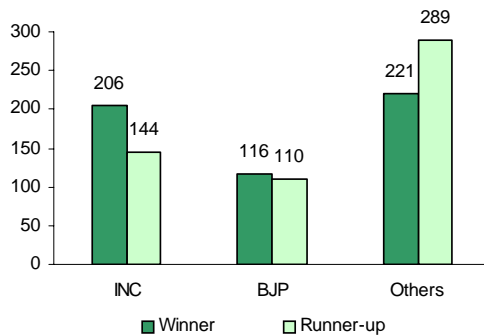
- Most of the winners emerged after closely fought electoral battles - 344 candidates won with a margin of less than 10%
- Of the 543 winners, 77 won with less than 2% victory margin.
- 4 candidates won with more than 50% victory margin – Sushma Swaraj, Rahul Gandhi, Sonia Gandhi and Deepender Hooda.

The candidate coming third made a difference in 60% of the seats



- In the case of 326 seats, vote share of the candidate who came in third was greater than the difference between the votes polled by the winner and the candidate in second place.
- In 62% of the seats won by the Congress, the vote share of the third candidate was higher than the margin of victory. For the BJP, the figure stood at 55%.

The Congress had a wider footprint than the BJP



- The Congress won 206 seats, it came second in 144. While the BJP got the second highest number of votes in 116 seats, it was second in 110 seats.
- This indicates that the Congress had a significant position in 350 seats, compared to 226 seats for the BJP. These numbers do not show the true picture to the extent of seats shared with pre-poll allies.

Notes:

1. The analysis is based on the detailed results obtained from the Election Commission website.

DISCLAIMER: This document is being furnished to you for your information. You may choose to reproduce or redistribute this report for non-commercial purposes in part or in full to any other person with due acknowledgement of PRS Legislative Research ("PRS"). The opinions expressed herein are entirely those of the author(s). PRS makes every effort to use reliable and comprehensive information, but PRS does not represent that the contents of the report are accurate or complete. PRS is an independent, not-for-profit group. This document has been prepared without regard to the objectives or opinions of those who may receive it.

